


Outpatient Ultrasound McWane Building





I am at the hospital to have an ultrasound.

An ultrasound is a special picture of the inside of my body.



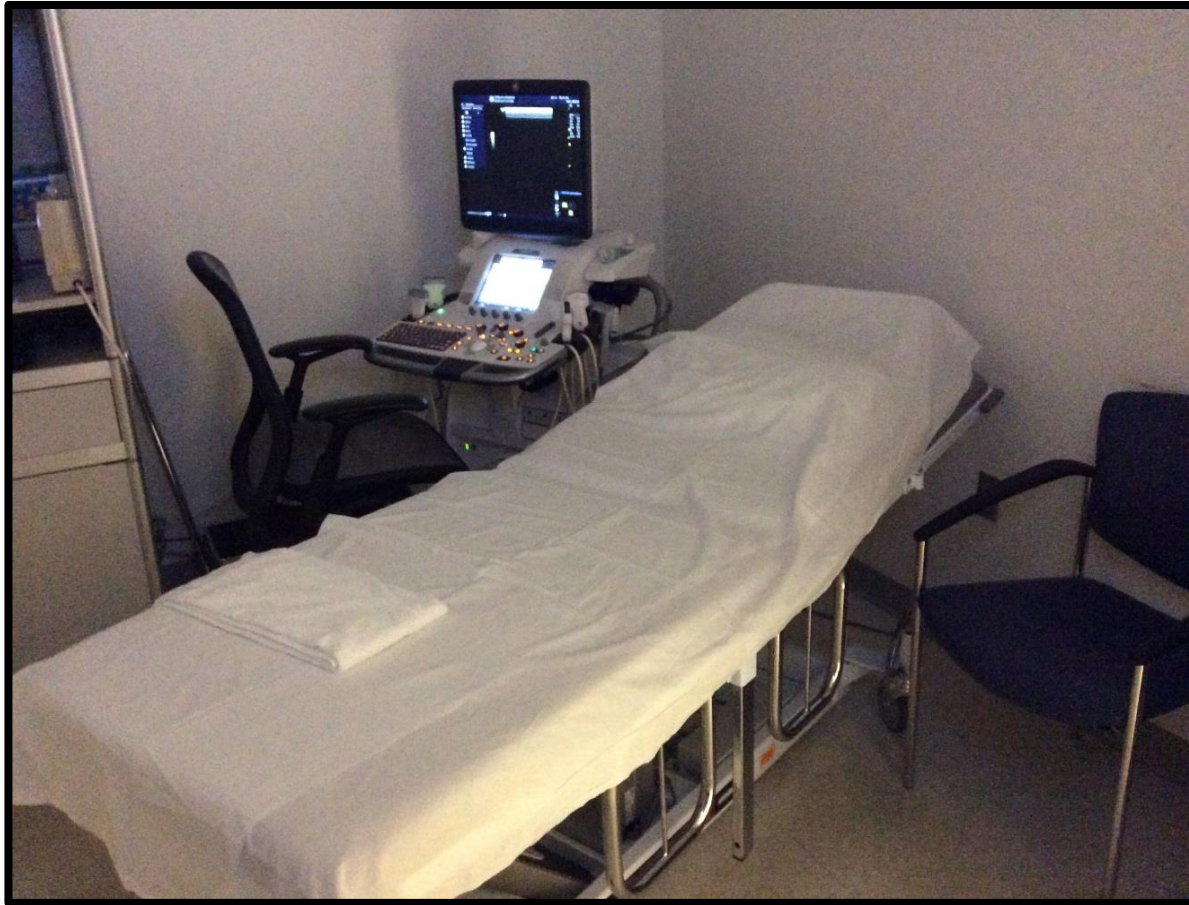
First I will go to this desk.

The grown up with me will let the person at the desk know we are there.



Next I will wait in this waiting room.

There are lots of fun things to do while I wait like watch TV or read .



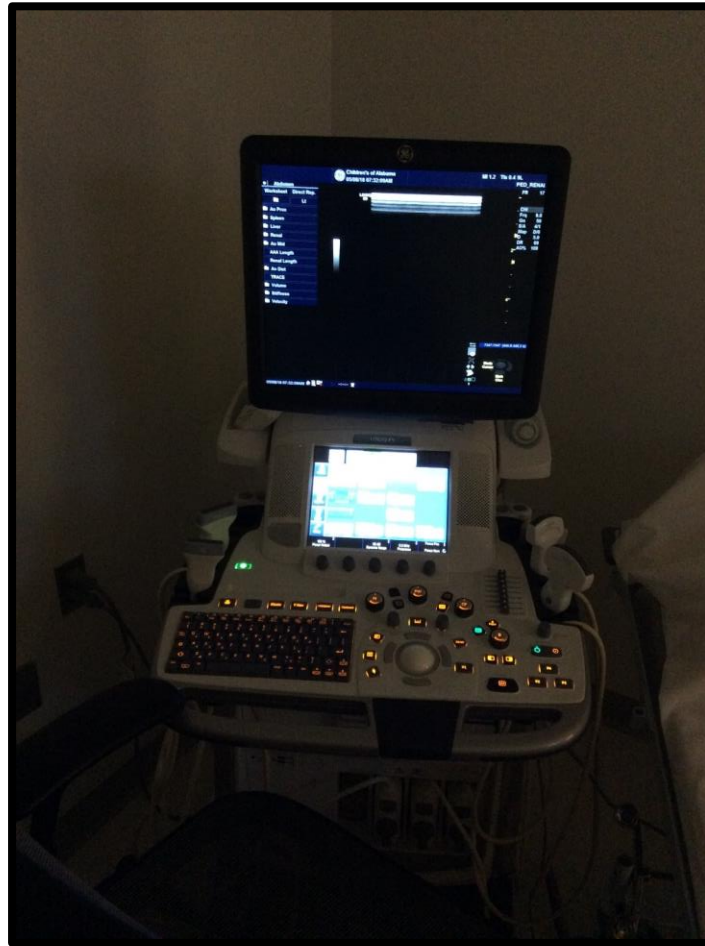
lie down



For my ultrasound my family and I will walk to a room like this.

It may be a little dark in this room, but that's OK, this helps my picture show up better.

I will lay down on the bed for my picture.



This is the ultrasound machine.

It looks kind of like a computer.

This screen is where my picture will show up.



The person taking my picture will use a camera that looks this.

Some people call this camera a “wand”.

This wand is soft on the end.



The person taking my picture will put some clear gel that looks just like this on the end of the wand.



My big job is to stay very still for my picture but I can still play on my iPad, watch TV, or listen to my favorite song.

The person taking my picture will then place the wand with the gel on the part of my body that needs the picture.
This will not hurt me.

The gel on the wand may feel warm or cold.



After my ultrasound, the gel will be wiped off using a tissue or rag.

All done



I am all done.

This social story has been developed as a resource for families, clinical practitioners and trainees at The Children's Hospital of Alabama by the Sensory Task Force. Effort has been made to ensure the accuracy of this story, but it is the user's responsibility to evaluate the appropriateness of this information for each clinical situation (1st ed. 2018)